

On Temporal Properties of Nested Petri Nets

Leonid Dvoryansky

Department of Software Engineering
National Research University Higher School of Economics
Moscow, Russia
leo@mathtech.ru

Daniil Frumin

Department of Software Engineering
National Research University Higher School of Economics
Moscow, Russia
difrumin@edu.hse.ru

Abstract—Nested Petri nets is an extension of Petri net formalism with net tokens for modelling multi-agent distributed systems with complex structure. Temporal logics, such as CTL, are used to state requirements of software systems behaviour. However, in the case of nested Petri nets models, CTL is not expressive enough for specification of system behaviour. In this paper we propose an extension of CTL with a new modality for specifying agents behavior. We define syntax and formal semantics for our logic, and give small examples of its usage.

Index Terms—Petri nets, nested Petri nets, temporal logic, CTL

I. INTRODUCTION

Petri nets is a popular formalism for modelling concurrent systems. Different extensions of Petri nets are extensively studied in the literature. The most popular are coloured Petri nets [5]. Nested Petri nets [6] is a formalism for modelling hierarchical multi-agent systems. There is a variety of temporal logics for specifying behavioural properties of discrete systems, such as HML, CTL, LTL, μ -calculi [4], [1], [3]. However, they are not convenient for expressing some natural properties of nested Petri nets.

The paper is organized as follows. To start with, we give some necessary foundations of labelled transition systems and Petri nets. Then we describe nested the Petri nets formalism. After that we give some examples of nested Petri nets properties we would like to express, and define nCTL – an extension of CTL for nested Petri nets. Finally we describe a formal semantics for nCTL. The paper ends with a conclusion.

II. BACKGROUND

Definition 1. A Labelled Transition System (LTS) is a tuple (S, q_0, R, Act) where

- S – a set of states (worlds);
- Act – a set of actions;
- $q_0 \in S$ is an initial state;
- $R \subseteq S \times Act \times S$ is a transition relation.

For convenience we write $s \xrightarrow{a} s'$ instead of $(s, a, s') \in R$.

Definition 2. A Petri net (P/T-net) is a 4-tuple (P, T, F, W) where

- P and T are disjoint finite sets of places and transitions, respectively;

- $F \subseteq (P \times T) \cup (T \times P)$ is a set of arcs;
- $W : F \rightarrow \mathbb{N} \setminus 0$ – an arc multiplicity function, that is, a function which assigns every arc a positive integer called an arc multiplicity.

We denote by \widetilde{W} the extension of W by zero

$$\widetilde{W}(x, y) = \begin{cases} n, & xFy \wedge W(x, y) = n \\ 0, & \neg xFy \end{cases}$$

A marking of a Petri net (P, T, F, W) is a multiset over P , i.e. a mapping $M : P \rightarrow \mathbb{N}$. By $\mathcal{M}(N)$ we denote a set of all markings of a P/T-net N .

We say that the transition t in a P/T-net $N = (P, T, F, W)$ is *active* in the marking M iff for every $p \in \{p \mid (p, t) \in F\}$: $M(p) \geq \widetilde{W}(p, t)$. An active transition may *fire*, resulting in a marking M' , such as for all $p \in P$: $M'(p) = M(p) - \widetilde{W}(p, t) + \widetilde{W}(t, p)$.

III. NESTED PETRI NETS

In this section we define *nested Petri nets* (NP-nets) [6]. For simplicity we consider here only two-level NP-nets, where net tokens are usual Petri nets.

Definition 3. A nested Petri net is a tuple $(Atom, Expr, Lab, SN, (EN_1, \dots, EN_k))$ where

- $Atom = Var \cup Con$ – a set of atoms;
- Lab is a set of transition labels;
- (EN_1, \dots, EN_k) , where $k \geq 1$ – a finite collection of P/T-nets, called element nets;
- $SN = (P_{SN}, T_{SN}, F_{SN}, v, W, \Lambda)$ is a high-level Petri net where
 - P_{SN} and T_{SN} are disjoint finite sets of system places and system transitions respectively;
 - $F_{SN} \subseteq (P_{SN} \times T_{SN}) \cup (T_{SN} \times P_{SN})$ is a set of system arcs;
 - $v : P_{SN} \rightarrow \{EN_1, \dots, EN_k\} \cup \{\bullet\}$ is a place typing function;
 - $W : F_{SN} \rightarrow Expr$ is an arc labelling function;
 - $\Lambda : T_{SN} \rightarrow Lab \cup \{\tau\}$ is a transition labelling function, τ is the special “silent” label;

The arc expression language $Expr$ is defined as follows. Let Con be a set of constants interpreted over $A = A_{net} \cup \{\bullet\}$ and $A_{net} = \{(EN, m) \mid \exists i = 1, \dots, k : EN = EN_i, m \in \mathcal{M}(EN_i)\}$, i.e. A_{net} is a set of marked element nets. Let

Var be a set of *variables*. Then an expression in $Expr$ is a multiset over $Con \cup Var$. The arc labeling function W is restricted in such way that constants or multiple instances of the same variable are not allowed in input arc expressions of the transition, constants and variables in the output arc expressions should correspond to the types of output places, and each variable in an output arc expression of the transition should occur in one of the input arc expressions of the transition.

A marking M in a NP-net NPN is a function mapping each $p \in P_{SN}$ to some (possibly empty) multiset $M(p)$ over A . By abuse of notation, a set of all markings in a NP-net NPN is denoted by $\mathcal{M}(NPN)$.

A behavior of an NP-net consists of three kinds of steps. A *system-autonomous step* (resp. *element-autonomous step*) is a firing of a transition, labeled with τ , in the system net (resp. in one of the element nets).

An element-autonomous step is a transition firing according to the standard firing rules for P/T-nets.

To describe a system-autonomous step we need the concept of *binding*.

Definition 4. Let $Vars(e)$ denote a set of variables in an expression $e \in Expr$. For each $t \in T_{SN}$ we define $W(t) = \{W(x, y) \mid (x, y) \in F_{SN} \wedge (x = t \vee y = t)\}$ – all expressions labelling arcs incident to t .

A binding b of a transition t is a function $b : Vars(W(t)) \rightarrow A$, mapping every variable in the t -incident arc expression to some value.

We say that a transition t is *active* w.r.t. a binding b iff $\forall p \in \{p \mid (p, t) \in F_{SN}\} : b(W(p, t)) \subseteq M(p)$. An active transition may *fire* (denote $M \xrightarrow{t[b]} M'$) yielding a new marking $M'(p) = M(p) - b(W(p, t)) + b(W(t, p))$ for each $p \in P_{SN}$. An autonomous step in a net token changes only this token inner marking. An autonomous step in a system net can move, copy, generate, or remove tokens involved in the step, but doesn't change their inner markings.

A (*vertical*) *synchronization step* is a simultaneous firing of a transition, labeled with some $\lambda \in Lab$, in a system net together with firings of transitions, also labeled with λ , in all net tokens involved in (i.e. consumed by) this system net transition firing. For further details see [6]. Note, however, that here we consider a typed variant of NP-nets, when a type of an element net is instantiated to each place.

IV. TEMPORAL LOGICS

In this section we describe *CTL – computational tree logic*, which is widely used for specifying temporal properties of reactive systems.

A CTL formula is defined by the following grammar:
 $\Phi ::= \text{true} \mid (\neg\Phi) \mid (\Phi_1 \vee \Phi_2) \mid \mathbf{EU}(\Phi_1, \Phi_2) \mid \mathbf{AU}(\Phi_1, \Phi_2) \mid \mathbf{EX}(\Phi) \mid p$

where p is an *atomic proposition*.

A CTL formula is interpreted over *Kripke structures*. Kripke structure is a labelled transition system (c.f. definition 1) where Act is a singleton $\{\tau\}$.

We can recursively define interpretation of a given CTL formula ϕ over a Kripke structure K and a current state s . We suppose some fixed interpretation of atomic propositions $I : S \times AP \rightarrow \{\text{true}, \text{false}\}$.

- $(K, s) \models \text{true}$;
- $(K, s) \models p$ iff $I(p, s) = \text{true}$;
- $(K, s) \models (\phi_1 \vee \phi_2)$ iff $(K, s) \models \phi_1$ or $(K, s) \models \phi_2$;
- $(K, s) \models (\neg\phi)$ iff $(K, s) \not\models \phi$;
- $(K, s) \models \mathbf{EX}(\phi)$ iff $\exists (s, s') \in R. (K, s') \models \phi$;
- $(K, s) \models \mathbf{EU}(\phi_1, \phi_2)$ iff there exists a *path* $s_1 s_2 \dots$ in K (that is $s_1 \xrightarrow{\tau} s_2, s_2 \xrightarrow{\tau} s_3, \dots$) such that: $s_1 = s$ and $\exists n. (\forall j \in \overline{0, n-1}. (K, s_j) \models \phi_1) \wedge (K, s_n) \models \phi_2$;
- $(K, s) \models \mathbf{AU}(\phi_1, \phi_2)$ iff for every path $s_1 s_2 \dots$ in K the following holds: $s_1 = s$ and $\exists n. (\forall j \in \overline{0, n-1}. (K, s_j) \models \phi_1) \wedge (K, s_n) \models \phi_2$.

We can also define additional useful operator *weak until*: $\mathbf{AW}(\phi, \psi) = \neg \mathbf{EU}(\phi \wedge \neg\psi, \neg\phi \wedge \neg\psi)$, $\mathbf{EW}(\phi, \psi) = \neg \mathbf{AU}(\phi \wedge \neg\psi, \neg\phi \wedge \neg\psi)$. Intuitively, if model satisfies $\mathbf{AW}(\phi, \psi)$ (resp. $\mathbf{EW}(\phi, \psi)$) then for all paths (resp. there exists a path) in which either ϕ is true until we encounter ψ or ϕ is always true. The difference between $\mathbf{AW}(\psi, \phi)$ and $\mathbf{AU}(\psi, \phi)$ is that in the former it's not necessary that ϕ is reached.

V. TEMPORAL PROPERTIES OF NP-NETS

Let's consider the following example (Fig.1). Here the left net is a system net with the net token α residing in p_1 , and α depicted in the right part of Fig.1.

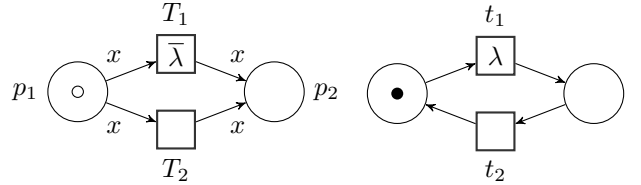


Fig. 1. NP-net NPN_1

LTS representing the behaviour of this NP-net is shown in Fig.2.

Imagine, we want to check that in every net token transitions t_1 and t_2 fire by turns. We could try the formula $\mathbf{AG}((t_1 \implies \mathbf{AXAW}(\neg t_1, t_2)) \wedge (t_2 \implies \mathbf{AXAW}(\neg t_2, t_1)))$. Although this approach might look attractive at the first sight, it does not work in many cases.

To show why our approach does not work here let's take a closer look at the LTS (Fig.4) corresponding to NPN_2 (Fig.4).

Since t_1 appears "before" t_2 in LTS Σ_2 , we can conclude that NPN_2 satisfies our formula. However, actually in the second net token t_2 fired before t_1 . The problem is that transition firings in different net tokens are indistinguishable in our model: t_2 in figure 4 refers to the firing of t_2 in the net token which originally resided in q_3 , but Σ_2 does not contain any information about that.

To handle such properties we introduce a new modality in the next section.

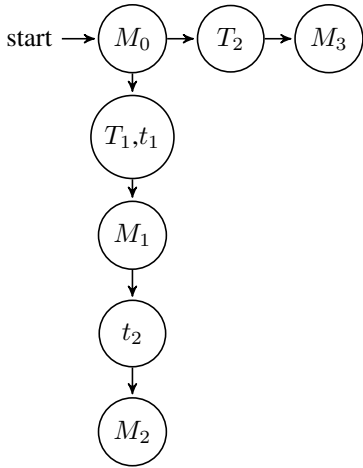


Fig. 2. LTS corresponding to NPN_1

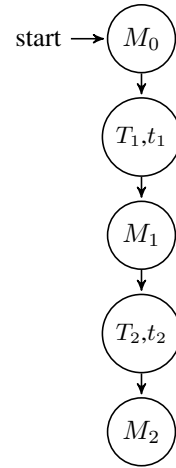


Fig. 4. LTS Σ_2 of NPN_2

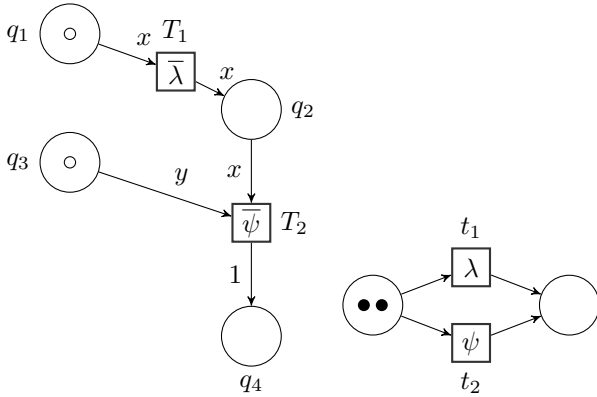


Fig. 3. NP-net NPN_2

VI. NCTL

In the following section we present a solution to the problem described in the previous passage by introducing additional modality.

A. Syntax

To specify properties concerning states (markings), system transitions and transitions in element nets we introduce a logic with three categories of formulae. Just like in CTL we make use of path quantifiers in both state and transition formulae.

We define the syntax of nCTL with a fixed nested Petri net NPN in mind.

State formulae: $\mathcal{A} ::= \text{true} \mid \omega \mid \neg \mathcal{A} \mid (\mathcal{A}_1 \vee \mathcal{A}_2) \mid \langle \mathcal{B} \rangle \mid [\mathcal{C}] \mid \text{EU}(\mathcal{A}_1, \mathcal{A}_2) \mid \text{AU}(\mathcal{A}_1, \mathcal{A}_2)$

Transition formulae: $\mathcal{B} ::= \text{true} \mid \chi \mid \neg \mathcal{B} \mid (\mathcal{B}_1 \vee \mathcal{B}_2) \mid \langle \mathcal{A} \rangle \mid \text{EU}(\mathcal{B}_1, \mathcal{B}_2) \mid \text{AU}(\mathcal{B}_1, \mathcal{B}_2)$

Element transition formulae: $\mathcal{C} ::= \text{true} \mid \gamma \mid \neg \mathcal{C} \mid (\mathcal{C}_1 \vee \mathcal{C}_2) \mid [\mathcal{A}] \mid \text{EU}(\mathcal{C}_1, \mathcal{C}_2) \mid \text{AU}(\mathcal{C}_1, \mathcal{C}_2) \mid \text{AXC}$

Here true is a boolean constant, ω is a function, called a *marking predicate*, with the type $\mathcal{M} \rightarrow \{\text{true}, \text{false}\}$, i.e. a predicate on the set of all markings. A function χ maps transitions \mathcal{T} of SN to booleans. γ is a predicate on set of all transitions of all element nets (we do not need a predicate on

markings of element nets, since every marking of an element net can be characterized by a subset of \mathcal{M}). EU and AU are familiar from the conventional CTL.

A nCTL formula is a well-formed state formula.

B. Examples

The idea of using both state and event modalities were first developed in ASK-CTL library for coloured Petri nets [2]. We extend this idea to NP-nets.

Intuitively, when we encounter an element transition subformula, we switch our interpreting context to an LTS of an element net. Nesting of the modalities allow us to switch back and forth between contexts. $[\phi]$ means that there exists a path in the LTS of the NP-net along which ϕ holds for every element net.

Now we can express the “switching” property for the NPN_2 (Fig.3): $[\text{AU}(\neg t_2, t_1) \wedge \text{AG}(t_1 \implies \text{AXAU}(\neg t_1, t_2)) \wedge \text{AG}(t_1 \implies \text{AXAU}(\neg t_1, t_2))]$. The $\text{AU}(\neg t_2, t_1)$ part is necessary to check whether t_1 is the first transition to be fired.

In order to properly verify whether the LTS, corresponding to NPN_2 , is a model for our formula, we should change the way we construct the LTS. Firstly, we introduce a set $N = \{n_0, n_1, \dots\}$ every member of which represents a single element net token (note that N is different from A_{net} , since the latter contains only types of element nets together with their markings, while the former also distinguishes between individual tokens). Now we mark arcs in a LTS with tuples of the form (τ, n_i) , where τ a name of transition in an element token $n_i \in N$. From here on in we use notation $\tau[n_i]$ to denote (τ, n_i) .

The new LTS corresponding to the NPN_2 is shown in Fig.5. The element net tokens residing in q_1 (resp. q_3) is denoted as n_0 (resp. n_1). If we check the only path generated by transitions $-(T_1, t_1[n_0])(T_2, t_2[n_1], t_2[n_0])$ – we see that it does not satisfy our formula.

It is worth mentioning that our approach is not equivalent to model checking of element transition formulae on LTSs corresponding to element nets. This is caused by the fact

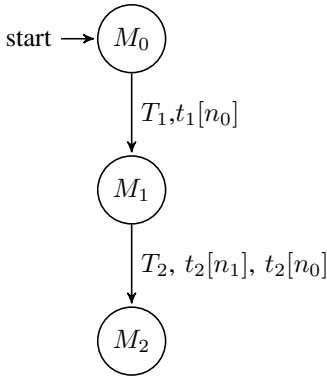


Fig. 5. New LTS of NPN_2

that the LTS corresponding to an element net should be considered only w.r.t. transitions in the system net due to vertical synchronization. In addition, nCTL provides an ability to switch back to system context, based on the properties of an element net. Consider this example: $[(\mathbf{AX}t_1 \implies [M_1]) \vee (\mathbf{AX}t_2 \implies [\mathbf{EXT}_2])]$. NP-net N' models that formula if either t_1 fires in the next step in the element net and N' reaches marking M_1 or t_2 fires in the next step in the element net and T_2 is enabled in the system net after that.

We need to construct LTS with respect to information about specific element nets. Let us consider some concrete problems connected with that.

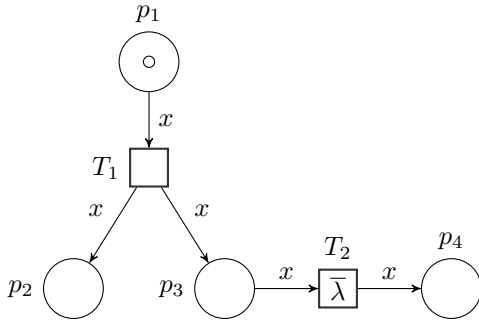


Fig. 6. NP-net NPN_3

Fig.6 represents an example of a nested Petri net, where the firing of transition T_1 yields two copies (n_0 in p_2 , n_1 in p_3) of the same element net, therefore in both copies we need to keep the history of the old net token. For example, if the net token κ (Fig.7) resides in the place p_1 in NPN_3 , we get the LTS shown in Fig.8.

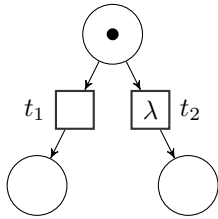


Fig. 7. Net token κ in NPN_3

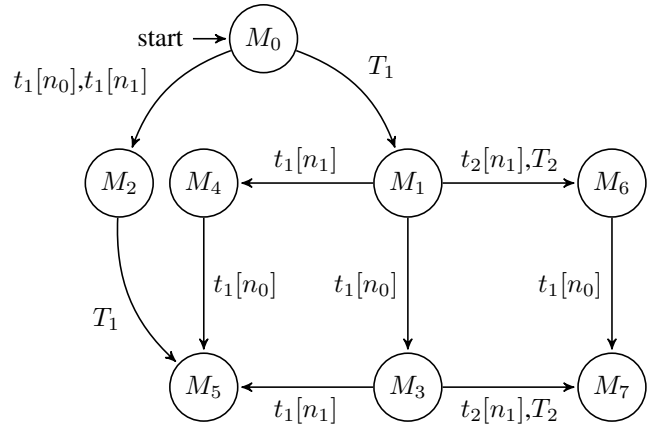


Fig. 8. LTS corresponding to NPN_3

VII. NCTL SEMANTICS

nCTL formulae are interpreted over a pair (L_{NPN}, m) , where L_{NPN} is a LTS corresponding to NPN and m is a reachable marking of the latter. We say that NPN satisfies formula ϕ iff $(L_{NPN}, m_0) \models \phi$, where m_0 is the initial marking of NPN . State-transition modalities allow us to switch between different types of formulae.

Interpretation for state formulae:

- $(L_{NPN}, m) \models_{\mathcal{A}} \text{true}$
- $(L_{NPN}, m) \models_{\mathcal{A}} \omega \iff \omega(m)$
- $(L_{NPN}, m) \models_{\mathcal{A}} \neg\phi \iff (L_{NPN}, m) \not\models_{\mathcal{A}} \phi$
- $(L_{NPN}, m) \models_{\mathcal{A}} \phi_1 \vee \phi_2 \iff (L_{NPN}, m) \models_{\mathcal{A}} \phi_1 \text{ or } (L_{NPN}, m) \models_{\mathcal{A}} \phi_2$
- $(L_{NPN}, m) \models_{\mathcal{A}} \langle\phi\rangle \iff \exists a. m \xrightarrow{a} m' \wedge (L_{NPN}, (m, a, m')) \models_{\mathcal{B}} \phi$
- $(L_{NPN}, m) \models_{\mathcal{A}} [\phi] \iff \exists a. m \xrightarrow{a} m' \wedge (L_{NPN}, (m, a, m')) \models_{\mathcal{C}} \phi$
- $(L_{NPN}, m) \models_{\mathcal{A}} \mathbf{AU}(\phi_1, \phi_2) \iff \forall \sigma = a_1 a_2 \dots \in \mathcal{P}_m. \exists n \leq |\sigma|. m \xrightarrow{a_1} m_1 \xrightarrow{a_2} m_2 \dots m_{n-1} \xrightarrow{a_n} m_n. (\forall i \in [0, n-1]. (L_{NPN}, m_i) \models_{\mathcal{A}} \phi_1) \wedge (L_{NPN}, m_n) \models_{\mathcal{A}} \phi_2$
- $(L_{NPN}, m_0) \models_{\mathcal{A}} \mathbf{EU}(\phi_1, \phi_2) \iff \exists \sigma = a_1 a_2 \dots \in \mathcal{P}_m. \exists n \leq |\sigma|. m_0 \xrightarrow{a_1} m_1 \xrightarrow{a_2} m_2 \dots m_{n-1} \xrightarrow{a_n} m_n. (\forall i \in [0, n-1]. (L_{NPN}, m_i) \models_{\mathcal{A}} \phi_1) \wedge (L_{NPN}, m_n) \models_{\mathcal{A}} \phi_2$

Interpretation for transition formulae:

- $(L_{NPN}, (m, a, m')) \models_{\mathcal{B}} \text{true}$
- $(L_{NPN}, (m, a, m')) \models_{\mathcal{B}} \chi \iff \bigwedge \{\chi(\tau) \mid \tau \in ST(a)\}$, where $ST(a)$ is a set of system transitions, involved in the step a .
- $(L_{NPN}, (m, a, m')) \models_{\mathcal{B}} \neg\phi \iff (L_{NPN}, (m, a, m')) \not\models_{\mathcal{B}} \phi$
- $(L_{NPN}, (m, a, m')) \models_{\mathcal{B}} \phi_1 \vee \phi_2 \iff (L_{NPN}, (m, a, m')) \models_{\mathcal{B}} \phi_1 \text{ or } (L_{NPN}, (m, a, m')) \models_{\mathcal{B}} \phi_2$
- $(L_{NPN}, (m, a, m')) \models_{\mathcal{B}} \langle\phi\rangle \iff (L_{NPN}, m') \models_{\mathcal{A}} \phi$
- $(L_{NPN}, (m_0, a_1, m')) \models_{\mathcal{B}} \mathbf{AU}(\phi_1, \phi_2) \iff \forall \sigma = a_1 a_2 \dots \in \mathcal{P}_m. \exists n < |\sigma|. m_0 \xrightarrow{a_1} m_1 \xrightarrow{a_2} m_2 \dots m_{n-1} \xrightarrow{a_n} m_n. (\forall i \in [0, n-1]. (L_{NPN}, m_i) \models_{\mathcal{B}} \phi_1) \wedge (L_{NPN}, m_n) \models_{\mathcal{B}} \phi_2$

$$\begin{aligned}
& \overline{0, n-1}. (L_{NPN}, (m_i, a_i, m_{i+1}) \models_{\mathcal{B}} \phi_1) \wedge \\
& (L_{NPN}, (m_n, a_{n+1}, m_{n+1}) \models_{\mathcal{B}} \phi_2) \\
& \bullet (L_{NPN}, (m_0, a_1, m')) \models_{\mathcal{B}} \mathbf{EU}(\phi_1, \phi_2) \iff \\
& \exists \sigma = a_1 a_2 \dots \in \mathcal{P}_m. \exists n < |\sigma|. m_0 \xrightarrow{a_1} \\
& m_1 \xrightarrow{a_2} m_2 \dots m_{n-1} \xrightarrow{a_n} m_n. (\forall i \in \\
& \overline{0, n-1}. (L_{NPN}, (m_i, a_i, m_{i+1}) \models_{\mathcal{B}} \phi_1) \wedge \\
& (L_{NPN}, (m_n, a_{n+1}, m_{n+1}) \models_{\mathcal{B}} \phi_2)
\end{aligned}$$

Interpretation for nested transition formulae:

- $(L_{NPN}, (m, a, m')) \models_{\mathcal{C}} \text{true}$
- $(L_{NPN}, (m, a, m')) \models_{\mathcal{C}} \gamma \iff \bigwedge \{\gamma(\tau[n]) \mid \tau[n] \in NT(a)\}$, where $NT(a)$ is a set of element net transitions involved in a step a .
- $(L_{NPN}, (m, a, m')) \models_{\mathcal{C}} \neg\phi \iff (L_{NPN}, (m, a, m')) \not\models_{\mathcal{C}} \phi$
- $(L_{NPN}, (m, a, m')) \models_{\mathcal{C}} \phi_1 \vee \phi_2 \iff (L_{NPN}, (m, a, m')) \models_{\mathcal{C}} \phi_1 \text{ or } (L_{NPN}, (m, a, m')) \models_{\mathcal{C}} \phi_2$
- $(L_{NPN}, (m, a, m')) \models_{\mathcal{C}} [\phi] \iff (L_{NPN}, m) \models_{\mathcal{A}} \phi$
- $(L_{NPN}, (m_0, a_1, m')) \models_{\mathcal{C}} \mathbf{AU}(\phi_1, \phi_2) \iff \forall \sigma = a_1 a_2 \dots \in \mathcal{P}_m. \exists n < |\sigma|. m_0 \xrightarrow{a_1} m_1 \xrightarrow{a_2} m_2 \dots m_{n-1} \xrightarrow{a_n} m_n. (\forall i \in \overline{0, n-1}. (L_{NPN}, (m_i, a_i, m_{i+1}) \models_{\mathcal{C}} \phi_1) \wedge (L_{NPN}, (m_n, a_{n+1}, m_{n+1}) \models_{\mathcal{C}} \phi_2)$
- $(L_{NPN}, (m_0, a_1, m')) \models_{\mathcal{C}} \mathbf{EU}(\phi_1, \phi_2) \iff \exists \sigma = a_1 a_2 \dots \in \mathcal{P}_m. \exists n < |\sigma|. m_0 \xrightarrow{a_1} m_1 \xrightarrow{a_2} m_2 \dots m_{n-1} \xrightarrow{a_n} m_n. (\forall i \in \overline{0, n-1}. (L_{NPN}, (m_i, a_i, m_{i+1}) \models_{\mathcal{C}} \phi_1) \wedge (L_{NPN}, (m_n, a_{n+1}, m_{n+1}) \models_{\mathcal{C}} \phi_2)$
- $(L_{NPN}, (m_0, a_1, m')) \models_{\mathcal{C}} \mathbf{AX}\phi \iff \forall \sigma = a_1 a_2 \dots \in \mathcal{P}_m. (m_0 \xrightarrow{a_1} m_1 \xrightarrow{a_2} m_2 \dots) \wedge (L_{NPN}, (m_1, a_2, m_2) \models_{\mathcal{C}} \phi)$

From a practical perspective, nCTL logic enables us to state properties of agents in multiagent systems.

VIII. CONCLUSION AND FUTURE RESEARCH

The temporal logic nCTL, described in this paper, is an extension of CTL for specifying semantic properties of nested Petri nets. Logic nCTL may be helpful for describing behavioural properties of multi-agent systems with complex structure. nCTL allows to express both system net and element nets properties directly. This gives a straightforward way of formalizing NP-net specific temporal properties.

Our next goal is to develop an algorithm for constructing LTS describing semantics of a given NP-net. We also plan to investigate the expressive power of nCTL and study the possibility of developing effective verification algorithm for nested Petri nets.

REFERENCES

- [1] Julian Bradfield, Colin Stirling, *Modal mu-calculi*, In: Patrick Blackburn, Johan Van Benthem and Frank Wolter, Editor(s), *Studies in Logic and Practical Reasoning*, Elsevier, 2007, Volume 3, Pages 721-756.
- [2] A. Cheng, S. Christensen, and K. H. Mortensen, *Model Checking Coloured Petri Nets Exploiting Strongly Connected Components*. – Cite-seer, 1997.
- [3] Edmund M. Clarke, Orna Grumberg, Doron Peled. *Model Checking*, MIT Press, 2001.
- [4] Ian Hodkinson, Mark Reynolds, *Temporal logic*, In: Patrick Blackburn, Johan Van Benthem and Frank Wolter, Editor(s), *Studies in Logic and Practical Reasoning*, Elsevier, 2007, Volume 3, Pages 655-720.
- [5] K. Jensen and L. M. Kristensen. *Coloured Petri Nets: Modelling and Validation of Concurrent Systems*. Springer, 2009.
- [6] I. A. Lomazova, *Nested Petri nets: Modeling and analysis of distributed systems with object structure*. – Moscow:Scientific World, 2004. – 208p.